

CATALOG OF PRODUCTS GZD

GZD VR Nozzle

GZD VR OFF-ON Nozzle

IEP 22 ATEX 1082U



TECHNICAL SPECIFICATIONS

- Used for refueling petrol flow up to 45 l/min and has a built-in system for suction of petrol vapors
- Designed for all types of gasoline
- Weight 970 g
- Maximum flow up to 45 l/min
- Working pressure between 0.5 - 3.5 bar
- During the automatic stoppage of petrol filling, the maximum hydraulic pressure in the hydraulics is up to 1.6 bar
- outlet pipe is Ø21 mm
- A DRIP-STOP valve is installed in the outlet pipe, which significantly prevents the leakage of gasoline from the nozzle after stopping the filling of gasoline into the vehicle's tank.
- The innovative constructive solution of the OFF-ON valve located on the discharge tube of the GZD VR OFF-ON nozzle allows the GZD VR OFF-ON nozzle to be activated only when the discharge tube of the nozzle is placed in the inlet part of the vehicle's tank.
- Nozzle body has M34x1.5 screw thread
- Operating temperature range from -40°C to +55°C
- Automatically cuts off the fuel supply when the vehicle's tank is full of petrol
- Provides the absorption of gasoline vapors in the range of 95% to 105% of the discharged gasoline amount
- Possibility to choose two ways to attach the nozzle grip when refueling
- the body of the nozzle is made of aluminum alloy with excellent resistance to corrosion, oil and petroleum products.
- The nozzle is made of aluminum alloy with excellent corrosion resistance, and the top is reinforced with a chrome sleeve
- According to customer demand, GZD VR nozzles are also available with DETACHABLE ROTARY COUPLING GZD VR 300 TYPE 2.
- According to customer requirements, GZD VR nozzles can be supplied without the possibility of attaching the nozzle grip when refueling.

NOZTECH PETROL EKİPMANLARI TEKNOLOJİ SAN. TİC. A.Ş.

Büyükkayalık OSB Mah. T.Ziyaeddin Akbulut Cad. No:22/1 Selçuklu/Konya

T: +90 332 239 01 01; mail: info@noztech.com.tr

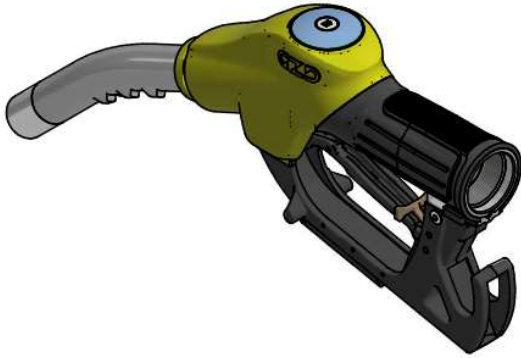
TÜRKİYE



GZD

2

IEP 22 ATEX 1082U



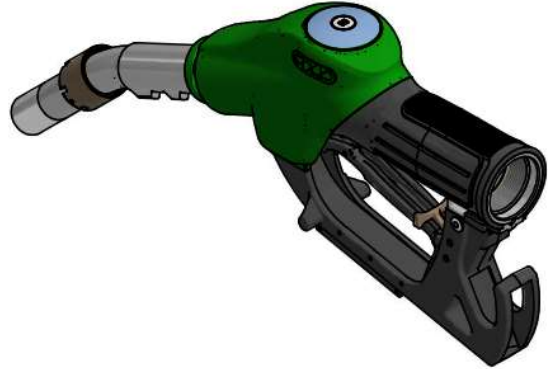
GZD 80 Nozzle



GZD 50 Nozzle



GZD 80 OFF-ON Nozzle



GZD 50 OFF-ON Nozzle

TECHNICAL SPECIFICATIONS

- It is used for refueling all kinds of gasoline and diesel fuels up to 80 l/min and which do not have a system to absorb these vapors.
- Designed for all types of gasoline and diesel fuel
- Weight up to 800 g
- Maximum flow rate up to 45 l/min with outlet pipe \varnothing 21mm and maximum hydraulic pressure up to 1,6 bar
- Maximum flow with outlet pipe \varnothing 25mm up to 80 l/min and maximum hydraulic pressure up to 2,1 bar
- A DRIP-STOP valve is installed in the outlet pipe, which significantly prevents the leakage of gasoline or diesel fuel from the nozzle after stopping the filling of gasoline into the vehicle's tank
- The innovative constructive solution of the OFF-ON valve located on the spout of the GZD 50 OFF-ON nozzle and the GZD 80 OFF-ON nozzle allows the GZD VR OFF-ON nozzle to be activate only when the spout of the nozzle barrel is placed in the inlet part of the tank of the vehicle.
- Nozzle body has M34x1.5 screw thread
- Working pressure between 0.5 - 3.5 bar
- Operating temperature range from -40C° to +55C°
- Automatically cuts off the fuel supply when the vehicle's tank is full of petrol

3

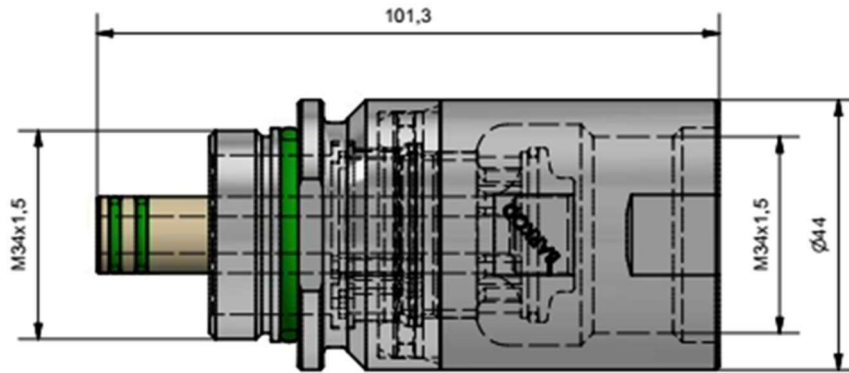
- Possibility to choose two ways to attach the nozzle grip when refueling
 - The body of the nozzle is made of aluminum alloy with excellent resistance to corrosion, oil and petroleum products.
 - The spout is made of aluminum alloy with excellent corrosion resistance, and the top is reinforced with a procrone sleeve
 - According to customer requirements, nozzles GZD 50/80 are also available with DETACHABLE ROTARY COUPLING; GZD G1”F 910G (GZD R1”F 910); GZD G1”M 710G (GZD R1 ”M 710); GZD G3/4”F 920G (GZD R3/4”F 920) GZD G3 4M 720G (GZD R3/4”M 720) *
 - GZD 50/80 nozzles according to customer requirements; Also available with swivel joint GZD G1”F 910G (GZD R1”F 910); GZD G1”M 710G (GZD R1 ”M 710); GZD G3/4”F 920G (GZD R3/4”F 920) and GZD G3 4M 720G (GZD R3/4”M 720) ‡
 - According to customer requirements, GZD nozzles can be supplied without the possibility of attaching the nozzle grip when refueling.
- * - M External Thread
‡ - F Internal Thread

DETACHABLE ROTARY COUPLING GZD

GZD VR 300 TYPE 2

DETACHABLE ROTARY COUPLING FOR MULTI-USE ACCORDING TO EN 13617-2

Atex No: IEP 23 ATEX 1180U



For nozzle up to 45 l/min and active steam suction system

DETACHABLE ROTARY COUPLING The GZD VR 300 TYPE 2 is a reusable coupling designed to protect the distributor, hose and nozzle assembly, as well as the cart, from physical damage when starting the trolley. In case the nozzle is left in the vehicle's tank, the coupling is designed to separate from the nozzle, not to damage the distributor and to prevent fuel leakage from the distributor.



DETACHABLE ROTARY COUPLING GZD VR 300 TYPE 2 is intended for pistols that have a system that enables the return of gasoline vapors and with a connection thread M34x1.5 and is mounted directly on the pistol. Before delivery, each GZD VR 300 TYPE 2 DETACHABLE ROTARY COUPLING is subjected to tearing and leakage testing in accordance with EN 13617-2.

According to EN 13617-2 standard, DETACHABLE ROTARY COUPLING GZD VR 300 TYPE 2 breaks in axial or angular direction at 80 kg (800 N) to 150 kg (1500 N) tensile force. DETACHABLE ROTARY COUPLING GZD VR 300 TYPE 2 working pressure is up to 3.5 bar. DETACHABLE ROTARY COUPLING GZD VR 300 TYPE 2 is designed for a temperature range of -40°C to +55°C. At the customer's request, the DETACHABLE ROTARY COUPLING GZD VR 300 TYPE 2 is also available for a temperature range of -40 °C to +55 °C.

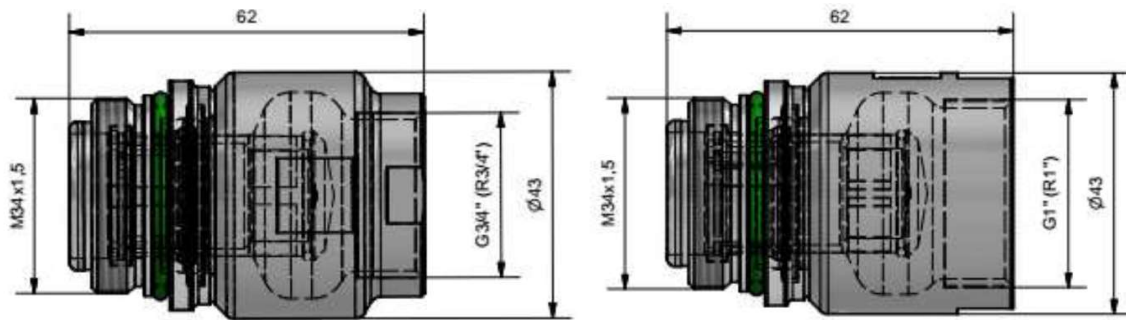
Each DETACHABLE ROTARY COUPLING GZD VR 300 TYPE 2 is marked with a manufacturing date code. For example; For 2022/3, 2022 = year of manufacture (2022), 3 = quarter (3) in year of manufacture. DETACHABLE ROTARY COUPLING GZD VR 300 TYPE 2 can leak maximum 120ml of fuel in case of forced separation.

DETACHABLE ROTARY COUPLING GZD VR 300 TYPE 2 can only be reassembled by an authorized Service technician after disassembly and reused after leak testing.

GZD G3/4"F 650G TIP 1 (GZD R3/4"F 650 TIP 1) GZD G1"F 600G TIP 1 (GZD R1"F 600 TIP 1)

DETACHABLE ROTARY COUPLING FOR MULTI-USE ACCORDING TO EN 13617-2

Atex No: IEP 23 ATEX 1181U



For all nozzle with flow rate up to 80 l/min and connection thread M34x1.5 DETACHABLE ROTARY COUPLING GZD G1"F 600G TIP 1 and GZD G3/4"F 650G TIP 1 (GZD R1"F 600 TIP 1 and GZD R3/4"F 650 TIP) is a reusable coupling designed to protect the distributor, hose and nozzle assembly as well as the cart from physical damage as a result of an accident when starting the cart. In case of forgetting, the coupling is designed to separate from the nozzle, not to damage the distributor and to prevent fuel leakage from the distributor.

DETACHABLE ROTARY COUPLING GZD G1" F 600G TIP 1 and GZD G3/4" F 650G TIP 1 (GZD R1" F 600 TIP 1 and GZD R3/4" F 650 TIP) are mounted directly on the nozzle.

Prior to delivery, each DETACHABLE ROTARY COUPLING GZD G1" F 600G TIP 1 and GZD G3/4" F 650G TIP 1 (GZD R1" F 600 TIP 1 and GZD R3/4" F 650 TIP) is subjected to tear and leak testing in accordance with EN 13617-2.

According to EN 13617-2 standard, DETACHABLE ROTARY COUPLING GZD G1" F 600G TIP 1 and GZD G3/4" F 650G TIP 1 (GZD R1" F 600 TIP 1 and GZD R3/4" F 650 TIP) breaks in axial or angular direction at 80 kg (800 N) to 150 kg (1500 N) tensile force. Working pressure of GZD G1" F 600G TIP 1 and GZD G3/4" F 650G TIP 1 (GZD R1" F 600 TIP 1 and GZD R3/4" F 650 TIP) is up to 3.5 bar.

DETACHABLE ROTARY COUPLING GZD G1" F 600G TIP 1 and GZD G3/4" F 650G TIP 1 (GZD R1" F 600 TIP 1 and GZD R3/4" F 650 TIP) It is designed for temperature range from -40°C to +55°C.

Each DETACHABLE SWIVEL COUPLING is marked with the manufacture date code GZD G1" F 600G TIP 1 and GZD G3/4" F 650G TIP 1 (GZD R1" F 600 TIP 1 and GZD R3/4" F 650 TIP). For example, for 2022/3, 2022 = year of manufacture (2022), 3 = quarter (3) in year of manufacture.

DETACHABLE ROTARY COUPLING GZD G1" F 600G TIP 1 and GZD G3/4" F 650G TIP 1 (GZD R1" F 600 TIP 1 and GZD R3/4" F 650 TIP) force-disconnect can result in maximum 120ml fuel leakage.

DETACHABLE ROTARY COUPLING GZD G1" F 600G TIP 1 and

GZD G3/4" F 650G TIP 1 (GZD R1" F 600 TIP 1 and GZD R3/4" F 650 TIP) can be reassembled only by authorized service technician after disassembly and can be used again after leak test.

* - M External Thread

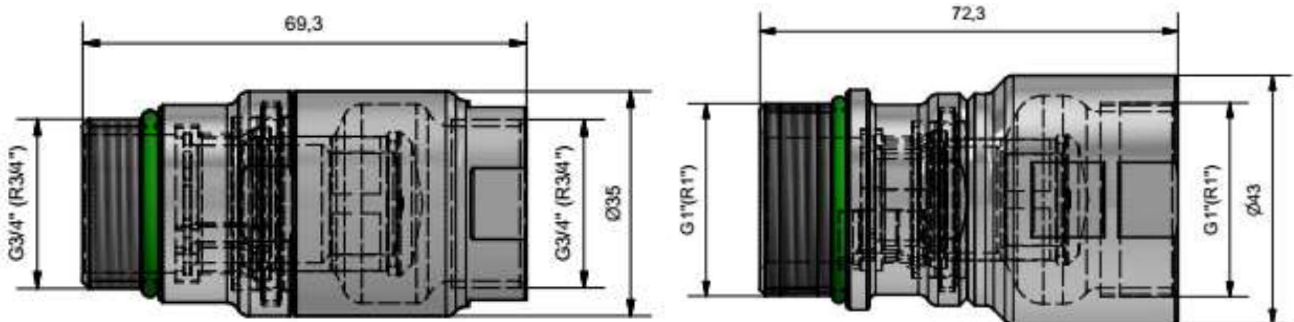
- Internal Thread

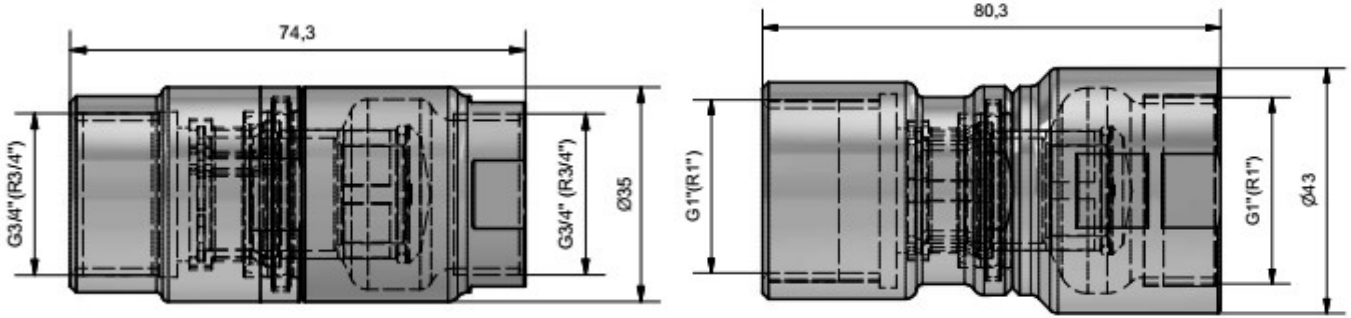
DETACHABLE ROTARY COUPLING FOR MULTI-USE ACCORDING TO EN 13617-2

Atex No: IEP 23 ATEX 1181U

For all nozzle with a flow rate of up to 80 l/min and connection threads R1" and R3/4"

GZD G3/4" MF 670G TIP 1 (GZD R3/4" MF 670 TIP 1) GZD G1" MF 690G TIP 1 (GZD R1" MF 690 TIP 1)



GZD G3/4"FF 670G TIP 1 (GZD R3/4"FF 670 TIP 1) GZD G1"FF 690G TIP 1 (GZD R1"FF 690 TIP 1)

The GZD R1"MF 690 TYPE 1 and GZD R3/4"MF 670 TYPE 1 DETACHABLE ROTARY COUPLING is a reusable coupling designed to protect the manifold, hose and nozzle assembly as well as the vehicle from physical damage when starting the vehicle. left in the vehicle's tank, the coupling is designed to separate from the nozzle so as not to damage the dispenser and prevent fuel from leaking from the dispenser.

DETACHABLE ROTARY COUPLING GZD R1"MF 690 TYPE 1 and GZD R3/4"MF 670 TYPE 1 are mounted directly on the nozzle.

DETACHABLE ROTARY COUPLING GZD R1"FF 690 TYPE 1 and GZD R3/4"FF 670 TYPE 1 is mounted in the upper part of the supply hose of the dispenser.

Before delivery, each GZD R1"MF 690 TYPE 1, GZD R3/4"MF 670 TYPE 1, GZD R1"FF 690 TYPE 1 and GZD R3/4"FF 670 TYPE 1 DISASSEMBLY ROTARY COUPLING is subjected to tearing and leakage testing in accordance with EN 13617-2.

In accordance with the EN 13617-2 standard, the GZD R1"MF 690 TYPE 1, GZD R3/4"MF 670 TYPE 1, GZD R1"FF 690 TYPE 1 and GZD R3/4"FF 670 TYPE 1 break in axial or angular direction at a tension of 80 kg (800 N) to 150 kg (1500 N) for . The working pressure of the GZD R1"MF 690 TYPE 1, GZD R3/4"MF 670 TYPE 1, GZD R1"FF 690 TYPE 1 and GZD R3/4"FF 670 TYPE 1 operating pressure is up to 3.5 bar. DETACHABLE ROTARY COUPLING GZD R1"MF 690, GZD R3/4"MF 670 TYPE 1 TYPE 1, GZD R1"FF 690 TYPE 1 and GZD R3/4"FF 670 TYPE 1 is designed for a temperature range from -40°C to + 55°N.

Each GZD R1"MF 690 TYPE 1, GZD R3/4"MF 670 TYPE 1, GZD R1"FF 690 TYPE 1 and GZD R3/4"FF 670 TYPE 1 DISASSEMBLY ROTARY COUPLING is marked with a production date code. For example, for 2022/3, 2022 = year of production (2022), 3 = quarter (3) in the year of production.

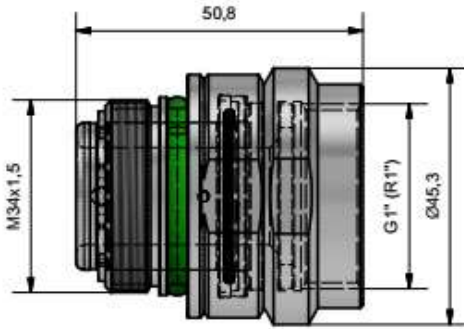
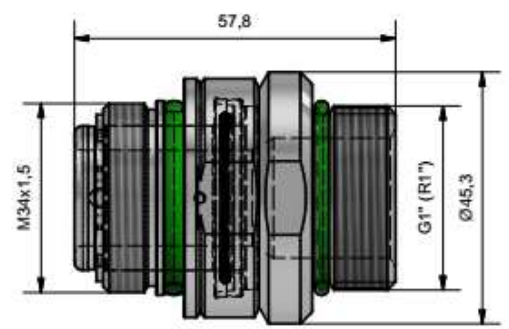
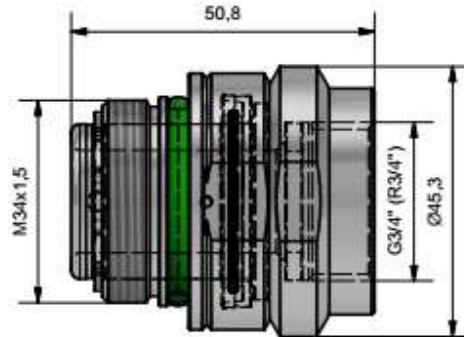
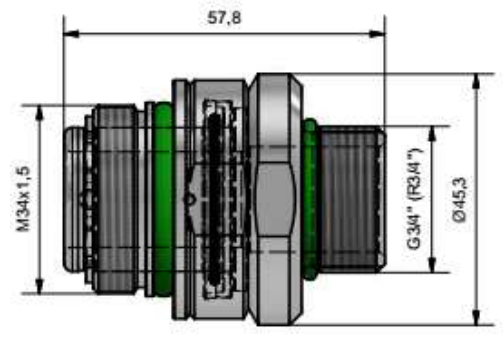
DETACHABLE ROTARY COUPLING GZD R1"MF 690 TYPE 1, GZD R3/4"MF 670 TYPE 1, GZD R1"FF 690 TYPE 1 and GZD R3/4"FF 670 TYPE 1 due to forced tearing can lead to a maximum fuel leak of 120 ml .

DISASSEMBLY ROTARY COUPLING GZD R1"MF 690 TYPE 1, GZD R3/4"MF 670 TYPE 1, GZD R1"FF 690 TYPE 1 and GZD R3/4"FF 670 TYPE 1 can be reassembled by an authorized service technician after disassembly and again use after leak test.

ROTARY JOINT

TECHNICAL SPECIFICATIONS

- Used to connect the nozzle and the supply hose.
- Provides 360° radial rotation of the nozzle.
- Working pressure between 0.5 - 3.5 bar
- Used for flows up to 80 l/min

GZD G1" F 910G (GZD R1" F 910)**GZD G1" M 710G (GZD R1" M 710)****GZD G3/4" F 920G (GZD R3/4" F 920)****GZD G3/4" M 720G (GZD R3/4" M 720)**

- ** - M External Thread
- F Internal Thread

Konya, Oktober 2023.